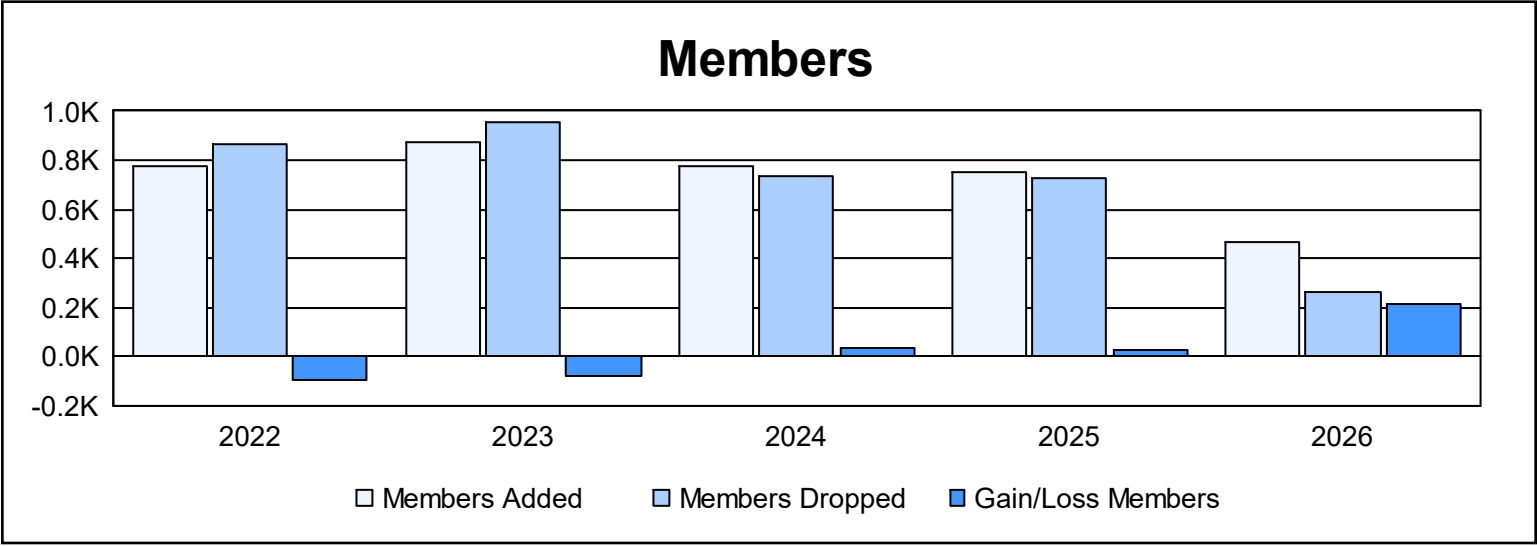
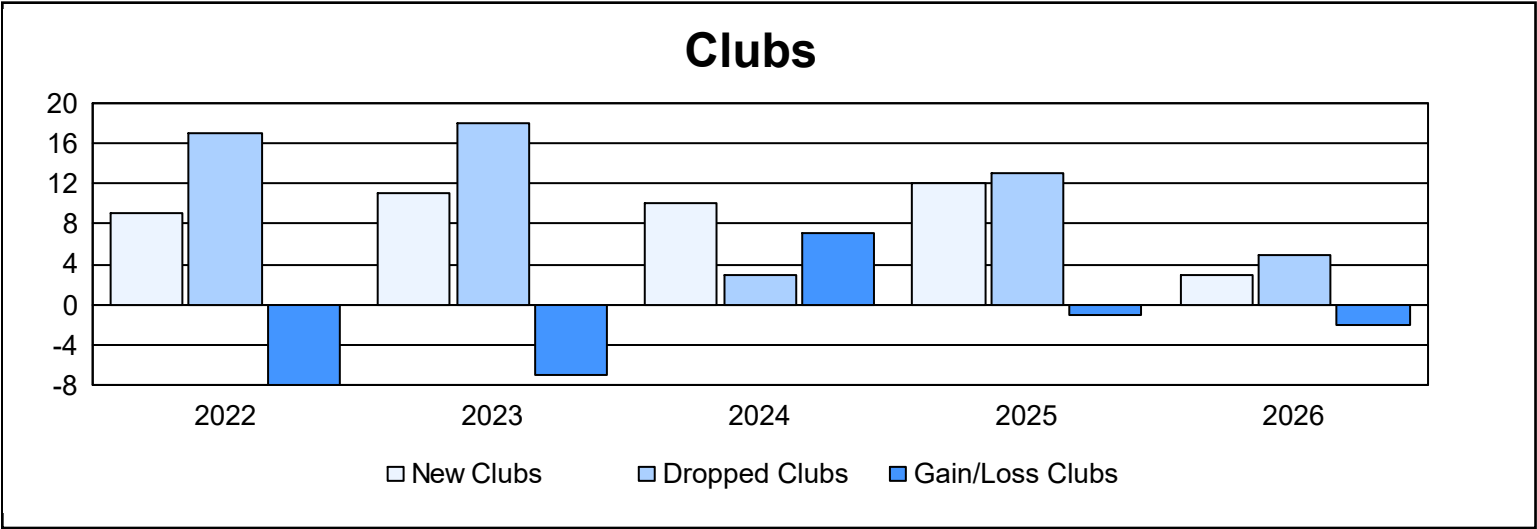
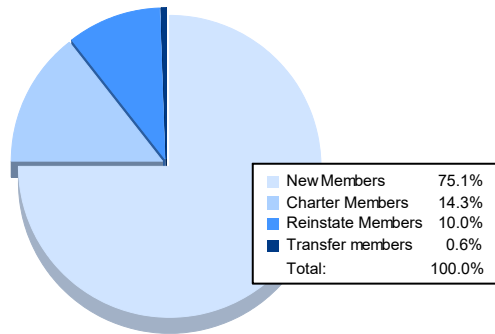


| Year | New Clubs | Dropped Clubs | Gain/ Loss Clubs | New Members | Charter Members | Reinstate Members | Transfer Members | Total Member Added | Total Members Dropped | Gain/ Loss Members |
|-----------|-----------|---------------|------------------|-------------|-----------------|-------------------|------------------|--------------------|-----------------------|--------------------|
| 2021-2022 | 9 | 17 | -8 | 499 | 234 | 35 | 5 | 773 | 869 | -96 |
| 2022-2023 | 11 | 18 | -7 | 539 | 287 | 49 | 0 | 875 | 958 | -83 |
| 2023-2024 | 10 | 3 | 7 | 412 | 248 | 93 | 20 | 773 | 736 | 37 |
| 2024-2025 | 12 | 13 | -1 | 401 | 256 | 70 | 26 | 753 | 725 | 28 |
| 2025-2026 | 3 | 5 | -2 | 352 | 67 | 47 | 3 | 469 | 259 | 210 |
| Average | 9 | 11 | -2 | 441 | 218 | 59 | 11 | 729 | 709 | 19 |



Membership Composition January 2026 Cumulative



Gender Composition January 2026 Cumulative

